


The 10 LPM “Hi-Flo₂ Pro.”

Trusted modality for high-flow patients.



THE ORIGINAL 10 LPM CONCENTRATOR *JUST GOT BETTER*

E-Z TO READ FLOW INDICATOR

E-Z TO CLEAN EXTERIOR

E-Z TO SERVICE



CAIRE®
SEQUAL®

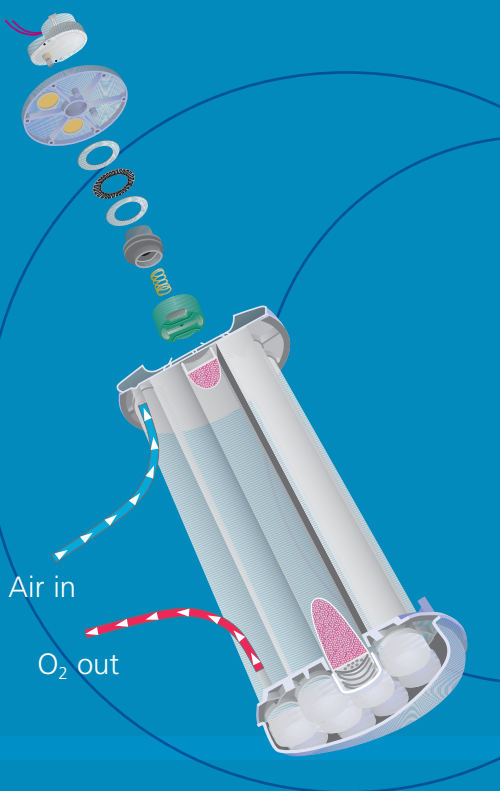
A Reliable, Cost-effective Way to Serve the High-flow Patient

Patented ATF* module eliminates more than 200 troublesome parts found in conventional oxygen concentrators!
*Advanced Technology Fractionator


- No failure-prone solenoid valves
- 40 fewer pneumatic connections
- 35 fewer electrical connections
- No electronics for valve sequencing
- No pressure-reducing regulator

One mechanically integrated module, with a single moving part made of space-age composites

- Maintenance-free
- Self-cleaning
- Resistant to wear



A compressor built for steady-state operation is matched to the ATF's constant low-pressure operation. The result? Elimination of the pressure swings that can lead to costly compressor rebuilds.



WHY SETTLE FOR ANYTHING LESS THAN A PERFECT 10?

Integra Ten is the "High-Flow-Pro" with over a decade of proven reliability. No conventional concentrator can match SeQual's patented ATF® performance. The cool running Integra is the perfect choice for providers and users, and now easier than ever to operate, clean and service.

FOR THE DEALER/PROVIDER

- The most reliable, cost-effective system for serving high-flow patients
- Eliminates the costly oxygen deliveries needed with alternate modalities
- Easy-to-read flow indicator eliminates patient concerns and phone calls to confirm flow rate
- Patient cannot damage unit by setting flow beyond maximum capacity
- Internal 9 volt battery, with provider accessible reserve gauge, powers alarm if electric service is interrupted
- An hour meter can be easily accessed and viewed by service technician
- Essentially the same size, weight, and power consumption as a 5 LPM machine

FOR THE USER

- Simplist keypad controls: On/Off and O₂ increase/decrease arrows
- Accurate, easy-read LCD flow indicator in ½ L increments
- New flat panel cleans with a quick wipe
- Alerts user if O₂ hose becomes restricted
- Delivers up to 10 LPM of continuous O₂ with the security and convenience only a concentrator can provide
- Single, easy-to-clean cabinet intake filter is highly visible and easy to reach and remove for periodic cleaning
- Compact cabinet with integrated handle and four swivel casters makes movement easy



Adjustments have never been simpler than with the large, easy-to-read LCD flow indicator. Flat and easy to wipe clean, with no buttons or knobs that can get knocked off or damaged.

THE RESULT? Fewer nuisance and unscheduled service calls!



A "zero-clearance" air intake located atop the Integra prevents overheating if the unit is pushed against walls or draperies. An ergonomically designed handle has a sure grip with hand-fitting comfort.



A Velcro power cord holder simplifies storage and transport.



A DISS-fitting cabinet design accommodates extra large humidifiers.



Large-diameter steel-forked casters hold up under rough handling and make clearance, mobility easy. Rear wheel brakes ensure stability.



IntegraTEN Specifications

Performance

Flow rate: Variable 1 to 10 LPM (1/2 liter increments)
O₂ concentration: 91%±3% @ sea level (1-10 LPM flow)
O₂ pressure: 7 PSIG (48 Kpa) nominal

Patient Controls

Control panel-mounted On/Off switch
Flow adjustment buttons

Alarms

Power failure
O₂ concentration (optional)
Irregular pressure

General

Size: 26.0 H x 14.7 W x 19.1 D (inches)
58.4 H x 39.4 W x 47.0 D (cm)
Weight: 57 lbs. (26 Kg)

Approvals

Class II Equipment
Double Insulated
Type BF Applied Part
CE Mark (Model 6323A-OM-10 only)



200972



Chart SeQual Technologies Inc.

Customer Service Department
2200 Airport Industrial Dr, Suite 500
Ball Ground, GA 30107
Telephone: 800.482.2473
770.721.7759

E-mail: customerservice.usa@chart-ind.com

Web Site: www.sequal.com

Model Selection Guide

Part No. 9622	Integra E-Z Model 6323A-10 without O ₂ monitor 110 volt; 60 Hz English
Part No. 9620	Integra E-Z Model 6323A-OM-10 with O ₂ monitor 110 volt; 60 Hz English
Part No. 9620-1	Integra E-Z Model 6323A-OM-10 with O ₂ monitor 110 volt; 60 Hz English/French
Part No. 9620-3	Integra E-Z Model 6323A-OM-10 with O ₂ monitor 110 volt; 60 Hz Spanish/Greek
Part No. 9623	Integra E-Z Model 6323A-10 Without O ₂ monitor 220 volt; 50 Hz English
Part No. 9621	Integra E-Z Model 6323A-OM-10 With O ₂ monitor 220 volt; 50 Hz English
Part No. 9621-1	Integra E-Z Model 6323A-OM-10 with O ₂ monitor 220 volt; 50 Hz English/French
Part No. 9621-2c	Integra E-Z Model 6323A-OM-10 with O ₂ monitor 220 volt; 50 Hz German/Dutch
Part No. 9621-3	Integra E-Z Model 6323A-OM-10 with O ₂ monitor 220 volt; 50 Hz Spanish/Greek

Specifications subject to change without notice.