

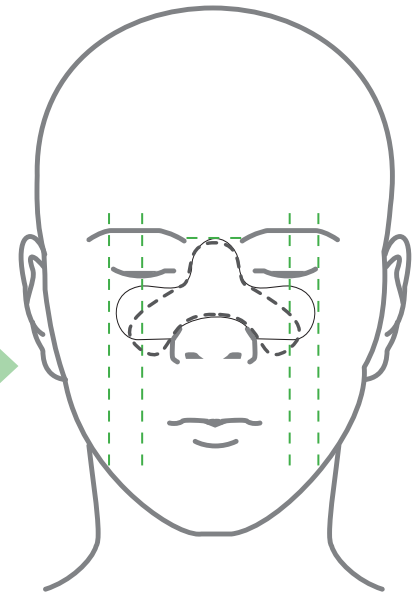
SIZE AND FITTING TEMPLATE

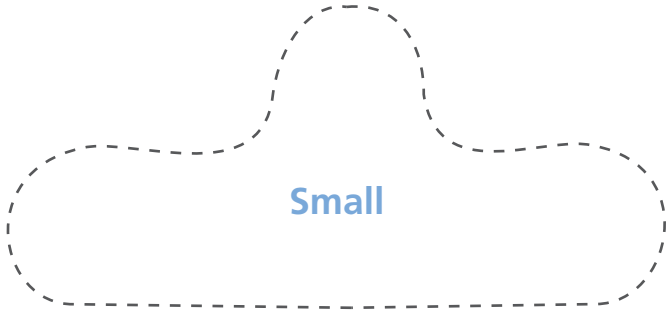
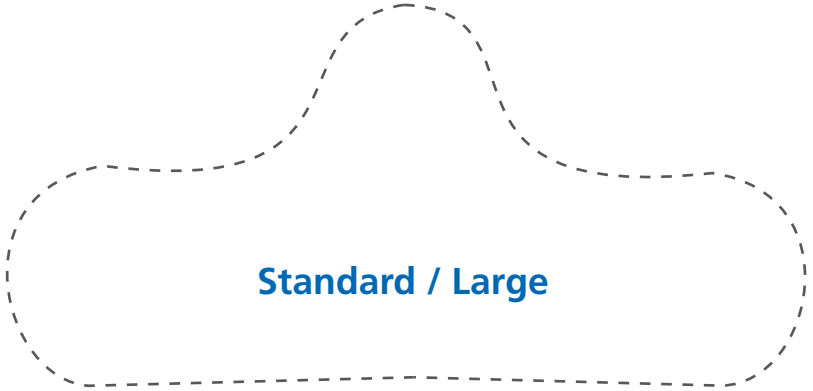


Proper size selection and fitting will lead to a better mask experience. Follow these simple steps to ensure the Sleep Comfort Care Pad meets your needs.

To ensure you are wearing the correct size, wings of the pad must end somewhere between the pupils & the outer corner of the eye (as shown).

Use the diagram & sizing table to better assess your proper pad size.



Mask Size	XS, S or PETITE	M, L or XL
Sleep Comfort Care Pad Size	 <p>Small</p> <p>Small pad is 3.5" at its greatest width & 1.56" at its greatest height.</p>	 <p>Standard / Large</p> <p>Standard / Large pad is 4.18" at its greatest width & 2.0" at its greatest height.</p>

1. Print out this sheet.
2. Use scissors to cut out the pads along the dotted lines. Outlines are actual size.
3. Place the paper cutouts on your face to determine the correct size of pad to use (see diagram).



Contact your SeQual Rep or Customer Service @ 800.826.4610 to order today!